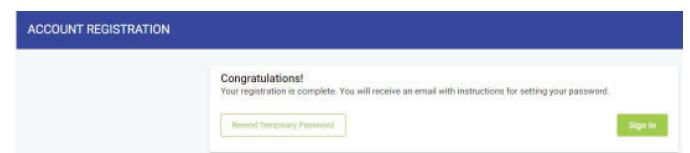
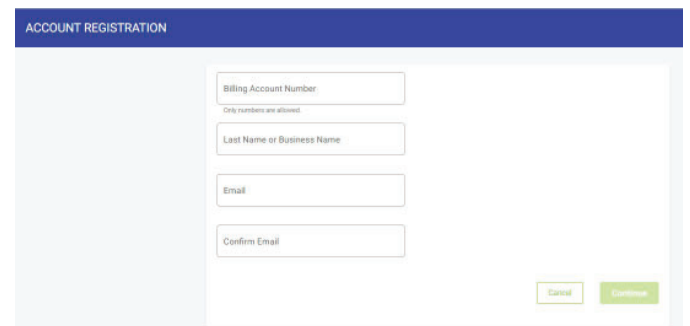
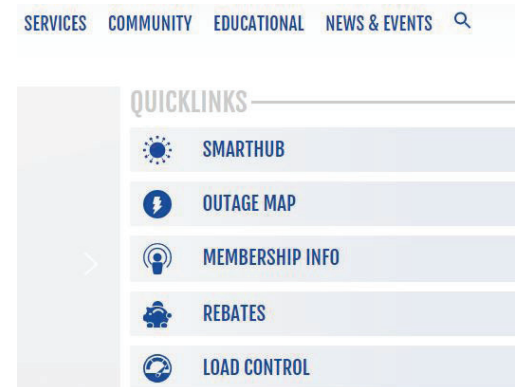
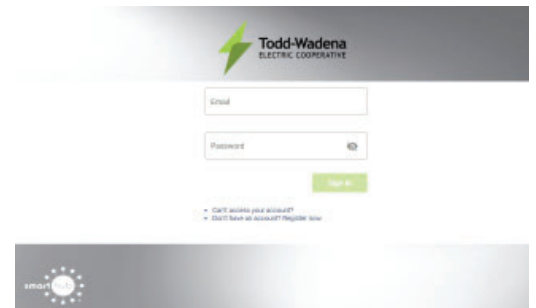


# Create a New SmartHub Account

With SmartHub Web, you can pay your bill, view your electric use, manage your payments, sign up for AutoPay and Paperless, enroll in load control notifications\*, and more.

Getting started is easy. If you don't already have online access to your account, you can quickly sign up for it, visit [www.toddwadena.coop](http://www.toddwadena.coop) to get started.

1. Click on the SmartHub icon located on the quicklinks section of our website.
2. From the SmartHub login page, click the **Don't have an account? Register now** hyperlink.
3. Enter your Todd-Wadena Electric Cooperative **Billing Account Number**.
4. Enter the last name or business name associated with that account.
5. Enter a valid email address. This will become your username.
6. Click the **Continue** button.
7. Follow the screen prompts and click the **Register** button.
8. A registration complete alert appears.
9. Check your email and click on the **Verify Account** link to set up a new password and follow the screen prompts.
10. Registration is now complete!



## SmartHub Registration



Your SmartHub registration was successful. Please click the link below to verify your account and set your password.

[Verify Account »](#)



(218) 631-3120 | (800) 321-8932

[www.toddwadena.coop](http://www.toddwadena.coop)