

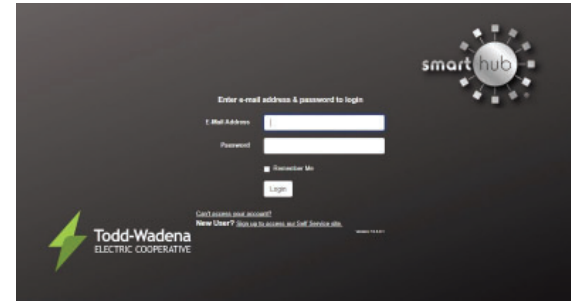
Create a New SmartHub Account

With SmartHub Web, you can pay your bill, view your electric use, manage your payments, sign up for AutoPay and Paperless, enroll in load control notifications*, and more.

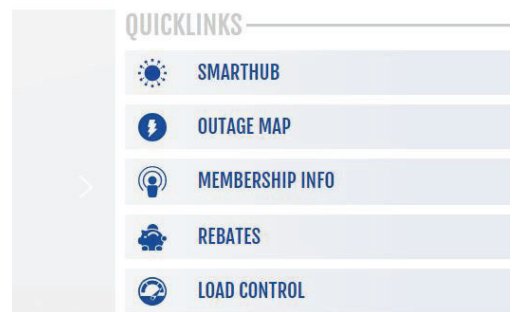
Getting started is easy. If you don't already have online access to your account, you can quickly sign up for it, visit www.toddwadena.coop to get started.

1. Click on the SmartHub icon located on the quicklinks section of our website.
2. From the SmartHub login page, click the **New User? Sign up to access our Self Service Site** hyperlink.
3. Enter your Todd-Wadena Electric Cooperative **Account Number**.
4. Enter the last name or business name associated with that account.
5. Enter a valid email address. This will become your username.
6. Click the **Submit** button.
7. Follow the screen prompts and click the **Submit** button.
8. A Registration Complete alert appears. Check your email for a temporary password. Log in with the temporary password and then create a new password.

*Must be enrolled in a load management program to receive notifications.



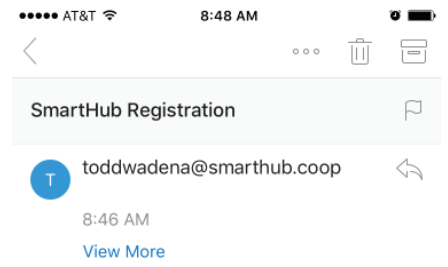
SERVICES COMMUNITY EDUCATIONAL NEWS & EVENTS



New User Registration

To register as a new user, please enter the following information.

Billing Account Number	<input type="text"/>
Last Name or Business	<input type="text"/>
E-mail Address	<input type="text"/>
Confirm E-mail Address	<input type="text"/>
	<input type="button" value="Submit"/> <input type="button" value="Cancel"/>



You have successfully registered with the SmartHub web portal for Todd-wadena Electric Coop.

Please use this temporary password upon your first login: Your temp password is: Zu@MnMzD

[Login »](#)



(218) 631- 3120 | (800) 321-8932

www.toddwadena.coop

12.21.2020