

Sign Up for Load Control Notifications

1. On a desktop, visit www.toddwadena.coop and click on the SmartHub icon on the quicklinks section.

2. Log in using your SmartHub log in information.

3. Select **Contact Methods** under the **Settings** drop down menu.

- To add an **email** enter email address. Click save and follow screen prompts. An email validation code will be sent to the recipient.
 - Enter the validation code sent to your email and select **Save**.
- To add a **phone**, enter phone number and select **Yes to Receive Text Messages**. Make sure **No** is selected for **Place on Do Not Call List**. Click **Save** and follow screen prompts. A text message validation code will be sent to the recipient.
 - Enter the text message validation code sent to your phone and select **Save**.

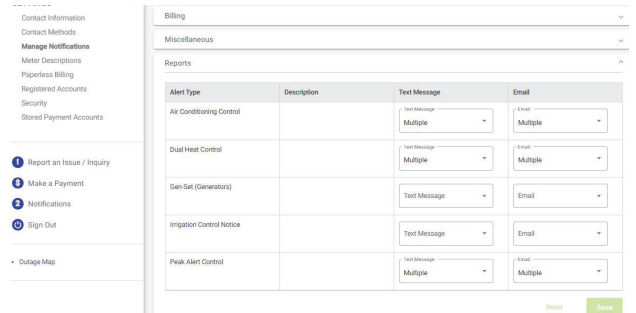
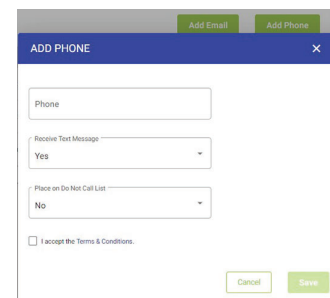
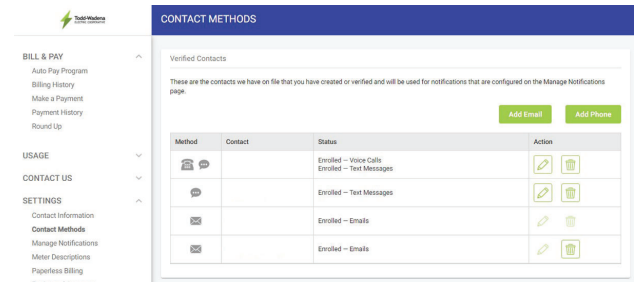
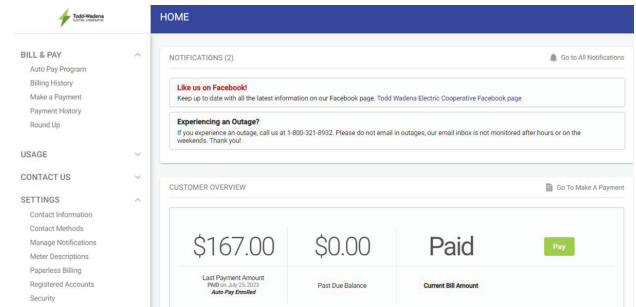
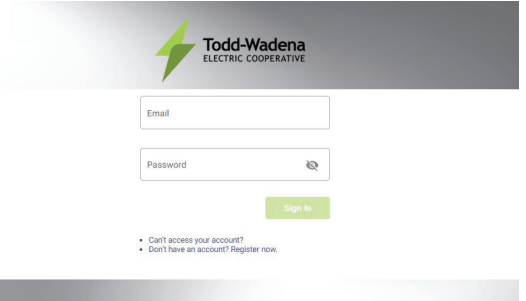
4. Under the **Settings** drop down menu, select **Manage Notifications**.

5. Select **Reports** and highlight phone number and/or email to receive a text message/email notification next to the alert type that pertains to your account(s).

- Air Conditioning Control**
- Dual Heat Control**
- Gensets** (commercial accounts with generator)
- Irrigation Control** (irrigation accounts)
- Peak Alert Control** (commercial accounts without generator)

6. Click **Save** Settings.

*Must be enrolled in a load management program to receive



Todd-Wadena
ELECTRIC COOPERATIVE

(218) 631- 3120 | (800) 321-8932

www.toddwadena.coop